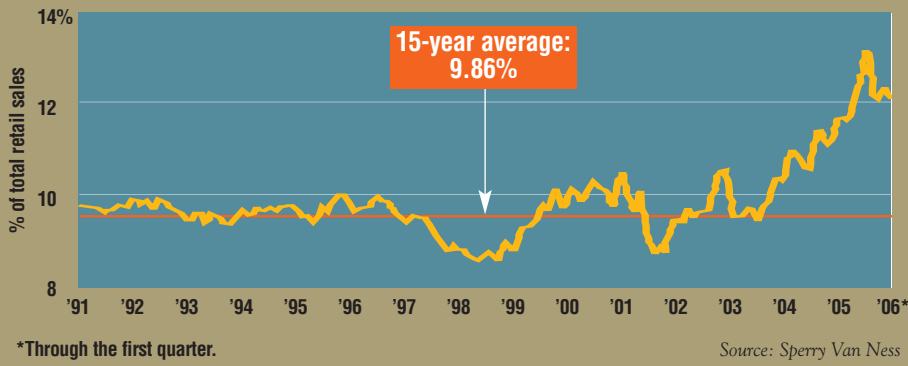


# BY THE NUMBERS

## Gas grabs bigger share of retail sales

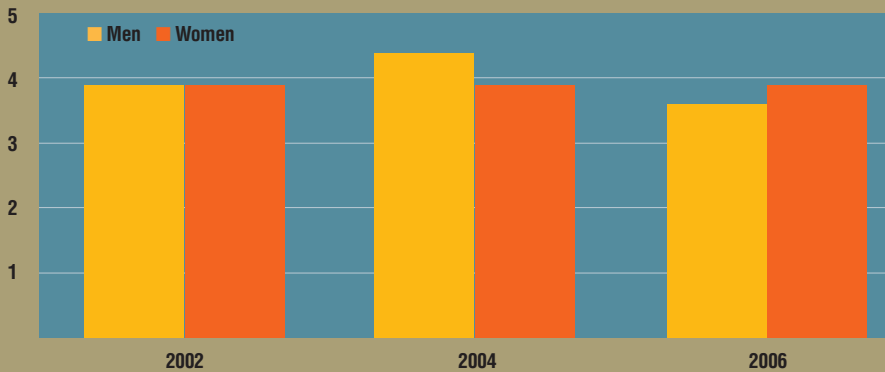


## Top states by GLA per capita (2005)

|    |                     | GLA per capita  | Sales per capita | Sales psf       |
|----|---------------------|-----------------|------------------|-----------------|
| 1  | Delaware            | 29.68 sf        | \$8,316          | \$280.20        |
| 2  | Connecticut         | 28.92           | 8,473            | 293.01          |
| 3  | Florida             | 27.85           | 8,254            | 296.34          |
| 4  | Nevada              | 27.38           | 4,335            | 158.36          |
| 5  | Colorado            | 26.95           | 7,606            | 282.26          |
| 6  | Arizona             | 25.92           | 6,348            | 244.89          |
| 7  | Virginia            | 24.80           | 6,357            | 256.30          |
| 8  | Maryland            | 24.26           | 6,566            | 270.68          |
| 9  | North Carolina      | 24.14           | 4,909            | 203.30          |
| 10 | Tennessee           | 23.96           | 5,669            | 236.55          |
|    | <b>U.S. average</b> | <b>20.53 sf</b> | <b>\$5,185</b>   | <b>\$252.56</b> |

Source: National Research Bureau/CoStar Group

## How many shopping trips do you make per week? (survey of 947 U.S. consumers)

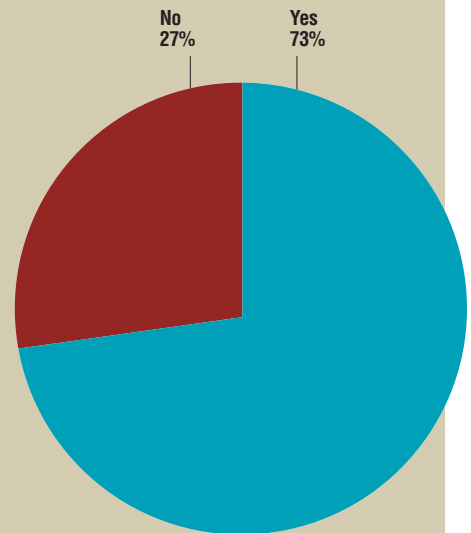


Source: WSL Strategic Retail

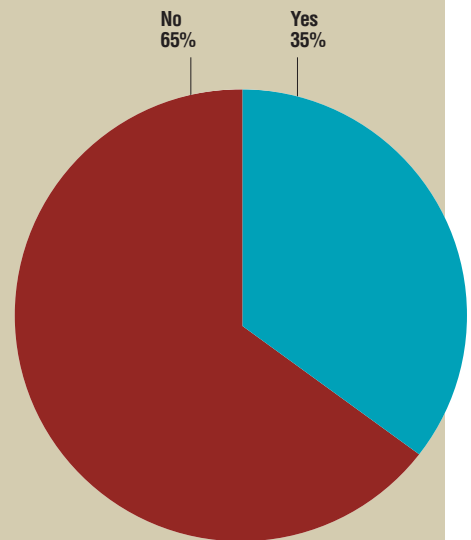
## Big-box fans

Most U.S. consumers report shopping at big-box stores such as Wal-Mart and Target, and wholesale stores like Sam's Club, BJ's and Costco.

### Are big-box stores good for consumers?



### Has criticism of big-box stores had any effect on whether you shop at them?



Source: The American Consumer Institute

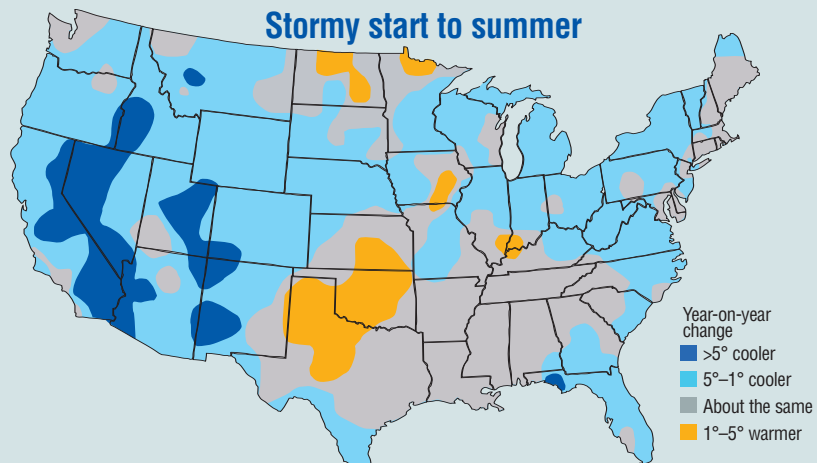
## Corporate growers

|    |              | % of each country's companies that are super-growth | GDP per capita |
|----|--------------|---|----------------|
| 1  | U.S.         | 39%   | \$42,000       |
| 2  | Hong Kong    | 34  | 37,400         |
|    | India        | 34  | 3,400          |
| 4  | Sweden       | 31  | 29,800         |
| 5  | Ireland      | 26  | 34,100         |
| 6  | Canada       | 23  | 32,900         |
|    | U.K.         | 23  | 30,900         |
| 8  | Australia    | 22  | 32,000         |
|    | Malaysia     | 22  | 10,400         |
| 10 | South Africa | 20  | 12,100         |

The U.S. leads the world in highest proportion of "super growth" companies, or companies that have grown considerably more than the average as measured against key indicators.

Sources: CIA World Factbook, Grant Thornton International

## Stormy start to summer



Storm-related merchandise will prove popular in July as hurricane season hits the East Coast and Texas. Also, the West Coast will see its worst wildfire season in three years as foliage dries out. The week of July 4 will bring the highest growth in demand for shorts, air conditioners and sun care products, as it will be markedly warmer and drier than last year.

Source: SDI/Weather Trends