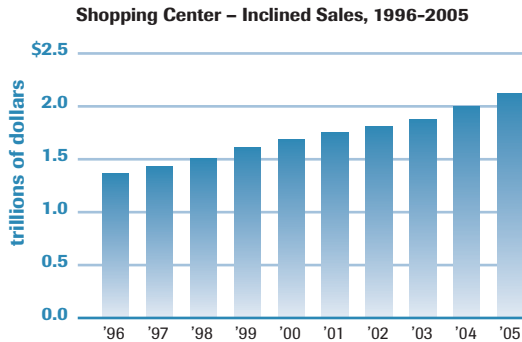


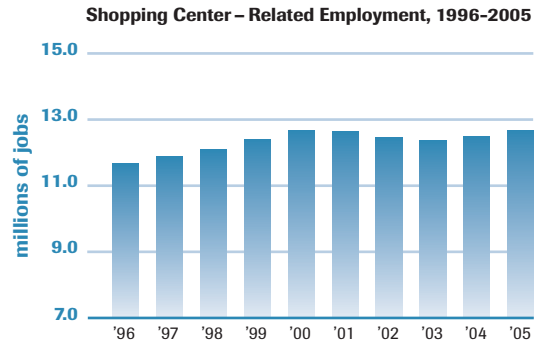
# THE SHOPPING CENTER INDUSTRY – NATIONAL IMPACT

## Economic Impact

**Shopping centers have become an integral part of the economic and social fabric of their communities.** In 2005 about 191 million adults shopped at various U.S. shopping centers each month, up from 188 million in 2004. In 2005, shopping center-inclined sales were estimated at \$2.12 trillion, up from \$2.00 trillion in 2004. In 2005, state sales tax revenue from shopping center-inclined sales generated \$114.4 billion, up from the \$108.2 billion collected in 2004.



Source: ICSC Research, U.S. Census Bureau



Source: ICSC Research, Bureau of U.S. Labor Statistics

Shopping-center related employment accounted for 12,675,920 jobs in 2005, nearly 10 percent of the country's non-agricultural work force. This figure is up from 12,492,950 in 2004. At the end of 2005, there were 48,695 shopping centers, up from 47,834 the previous year, containing 6.06 billion square feet of gross leasable area (GLA) in the U.S.

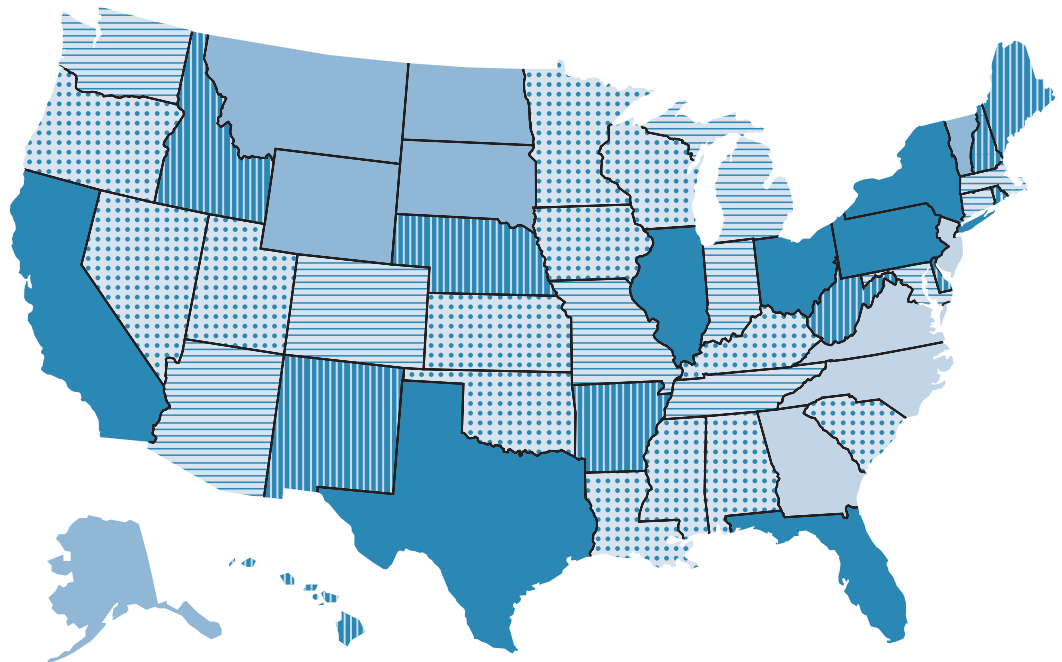
## Geographic Distribution

California, Florida and Texas continue to outperform other states in shopping center gross leasable area (GLA). Combined, they account for 27.3 percent of the total GLA. California leads the nation in GLA, with 755.1 million square feet or 12.5 percent of the total United States, up from 743.4 million in 2004. Florida centers have 487.7 million square feet, up from 476.9 million in 2004, and Texas has 410.4 million square feet, up from 399.2 million in 2004. The next largest concentrations are in Illinois, Pennsylvania, Ohio, and New York, which all together have 18.0 percent of the total GLA. These seven states contain 45.2 percent of the total U.S. shopping center GLA. In contrast, the sparsely populated states of Wyoming, South Dakota, Alaska, Vermont, North Dakota, and Montana are home to less than 1.0 percent of the total shopping center GLA.

### California, Florida and Texas still lead nation in gross leasable area.

Shopping Center Gross Leasable Area by State (2005) – Amount of GLA

- 5 to 10 million sq. ft.
- 11 to 40 million sq. ft.
- 41 to 95 million sq. ft.
- 96 to 165 million sq. ft.
- 166 to 250 million sq. ft.
- 251 to 750 million sq. ft.



**INTERNATIONAL COUNCIL OF SHOPPING CENTERS**

CONTACT: Malachy Kavanagh (646) 728-3495 or Patrice Duker (646) 728-3496